





VMware Education

Desktop and Application Virtualization/Mobility

Solution Courses Learning Path

Course	Format
1. Fundamentals	
Workforce Mobility Fundamentals [2016] <p>This eLearning course on VMware Workforce Mobility Fundamentals will provide a fundamental understanding of VMware's Workforce Mobility products and how these products solve the business and technical challenges with end-user computing. The course will start with an introduction to end-user computing and present some technical and business challenges faced by organizations with end-user computing. Next, you will take a look at the components of the VMware Digital Workspace Portfolio. Finally, you will relate the products in the VMware Workforce Mobility portfolio to the challenges they help resolve. Duration: 4.5 Hours</p> <p>View Details</p>	 eLearning
Workforce Mobility Fundamentals [2014] <p>Duration: 3.0 Hours</p> <p>View Details</p>	 eLearning
View [V6] and Mirage [V5]: What's New <p>Duration: 1.0 Hours</p> <p>View Details</p>	eLearning



Horizon 7 Learning Path

Course	Format
1. Fundamentals	
<p>Horizon 7 Fundamentals</p> <p>Duration: 4.0 Hours</p> <p>View Details</p>	<p> eLearning</p>
2. Professional: Complete any 1	
<p>Horizon 7: What's New [V6.x to V7.x]</p> <p>This three-day, hands-on course gives you the skills to upgrade from VMware Horizon® 6 to VMware Horizon® 7. It also introduces the new features in VMware Horizon 7 that enable you to deliver virtual desktops and applications through a single virtual desktop infrastructure platform. In addition to performing an upgrade, you will use many of the new features available in VMware Horizon 7 to instantly provision virtual and remote desktops and applications. This course is also available in an On Demand format. For more information, select this link: VMware Horizon 7: What's New [V6.x to V7.x]- On Demand.Product Alignment• VMware Horizon 7</p> <p>Duration: 3 Days</p> <p>View Details</p>	<p>Classroom Live Online Onsite vFlex Classroom On Demand</p>
<p>Horizon 7: Install, Configure, Manage [V7.3]</p> <p>This five-day, hands-on course gives you the skills to deliver virtual desktops and applications through a single virtual desktop infrastructure platform. This course builds your skills in installing, configuring, and managing VMware Horizon® 7 through a combination of lecture and hands-on labs. You will learn how to configure and deploy pools of virtual machines, how to manage the access and security of the machines, and how to provide a customized desktop environment to end users. This course is also available in an On Demand format. For more information, select this link: VMware Horizon 7: Install, Configure, Manage [V7.3] - On Demand.Product Alignment• VMware Horizon 7.3</p> <p>Duration: 5 Days</p> <p>View Details</p>	<p> Classroom Live Online Onsite vFlex Classroom On Demand</p>

VMware Education

Desktop and Application Virtualization/Mobility



<p>Horizon 7: Install, Configure, Manage [V7]</p> <p>This five-day, hands-on course gives you the skills to deliver virtual desktops and applications through a single virtual desktop infrastructure platform. This course builds your skills in installing, configuring, and managing VMware Horizon® 7 through a combination of lecture and hands-on labs. You will learn how to configure and deploy pools of virtual machines, how to manage access and security of the machines, and how to provide a customized desktop environment to end users. Product Alignment• VMware Horizon 7 This course is also available in an On Demand format. For more information, select this link: VMware Horizon 7: Install, Configure, Manage [V7] - On Demand. Duration: 5 Days</p> <p>View Details</p>	 <p>Classroom Live Online Onsite vFlex Classroom On Demand</p>
<p>Horizon 7: Install, Configure, Manage plus App Volumes Fast Track [V7.3]</p> <p>This intensive five-day, extended-hours course gives you the skills to deliver virtual desktops and applications through the VMware Horizon® 7 virtual desktop infrastructure platform. You will learn how to configure and deploy pools of virtual machines and how to manage access and security of the machines. You will also gain skills in application management using VMware App Volumes™ and VMware User Environment Manager™. You will learn how to use App Volumes to deliver applications and data to desktops and users in seconds and at scale, managing application lifecycles from installation to update and replacement. You will also learn how to use User Environment Manager to provide personalization and dynamic policy configuration across virtual, physical, and cloud-based environments to simplify end-user profile management. Product Alignment• VMware Horizon 7.3• App Volumes 2.10• User Environment Manager 8.7• VMware vSphere® 6.5 Duration: 5 Days</p> <p>View Details</p>	 <p>Classroom Live Online Onsite vFlex Classroom</p>

VMware Education

Desktop and Application Virtualization/Mobility

Horizon 7: Install, Configure, Manage plus App Volumes Fast Track [V7]

This intensive five-day, extended-hours course gives you the skills to deliver virtual desktops and applications through a single virtual desktop infrastructure platform. This course builds your skills in installing, configuring, and managing VMware Horizon® 7 through a combination of lecture and hands-on labs. You will learn how to configure and deploy pools of virtual machines and how to manage access and security of the machines. You will also gain skills in application management using VMware App Volumes™ and VMware User Environment Manager™. You will learn how to use App Volumes to deliver applications and data to desktops and users in seconds and at scale, managing application lifecycles from installation to update and replacement. You will also learn how to use User Environment Manager to provide personalization and dynamic policy configuration across virtual, physical, and cloud-based environments to simplify end-user profile management. Product Alignment• VMware Horizon 7• App Volumes 2.10• User Environment Manager 8.7• vSphere 6• ESXi 6• vCenter 6• Virtual SAN 6.2
Duration: 5 Days

[View Details](#)



Classroom
Live Online
Onsite

3. Advanced: Complete all in the order listed below

Horizon 7: Troubleshooting and Performance Optimization [V7]

During this five-day, hands-on training, you will gain the advanced knowledge, skills, methodology, and abilities to achieve competence in troubleshooting the View component of VMware Horizon® 7. You will increase your skills and competence in using VMware and third-party tools to analyze and solve problems associated with a View implementation. This lab-intensive course provides you with a comprehensive environment to test your skills at identifying and solving a broad range of issues. Product Alignment• VMware Horizon 6• VMware Horizon 7• vSphere 6
Duration: 5 Days

[View Details](#)

Classroom
Live Online
Onsite

VMware Education

Desktop and Application Virtualization/Mobility



Horizon 7: Design Workshop [V7]

This three-day course presents a methodology for designing a VMware Horizon® solution. The design methodology includes recommendations for the type of information and data that must be gathered and analyzed to make sound design decisions for client systems, desktop options, VMware vSphere® infrastructure, and VMware Horizon components. VMware best practices are presented for each phase of the design process. In this course, you apply your new knowledge by working with other participants to design a VMware Horizon solution for a real-world project. Product Alignment • VMware Horizon 7.x
Duration: 3 Days

[View Details](#)





**Classroom
Onsite**

VMware Education

Desktop and Application Virtualization/Mobility

Horizon View 6 Learning Path

Course	Format
1. Fundamentals	
Horizon (with View) Fundamentals [V6.0] This e-learning course covers the main features and components in the View solution and how to install and configure View. Duration: 5.0 Hours View Details	eLearning
2. Professional: Complete any 1	
Horizon (with View): Install, Configure, Manage [V6.2] Duration: 4 Days View Details	 Classroom Live Online Onsite
Mirage [V5.0] and Horizon (with View) [V6.0] Fast Track Duration: 5 Days View Details	 Classroom Live Online Onsite
Related Courses	
Horizon (with View): Install, Configure, Manage [V6.0] Duration: 4 Days View Details	Lab Connect On Demand
3. Advanced: Complete all in the order listed below	

VMware Education

Desktop and Application Virtualization/Mobility



Horizon: Design and Deploy [V6]

This course presents a methodology for designing and deploying a VMware Horizon® solution. The design methodology includes recommendations for the type of information and data that must be gathered and analyzed to make sound design decisions for the client systems, the desktop options, the VMware vSphere® infrastructure, and the Horizon components. VMware best practices are presented for each phase of the design process. During this class, you apply your new knowledge by working with other participants to design and deploy a Horizon solution for a real-world project.

Duration: 5 Days

[View Details](#)



Classroom vFlex Classroom

VMware Education

Desktop and Application Virtualization/Mobility

Horizon Cloud Learning Path

Course	Format
1. Fundamentals	
<p>Horizon Cloud Fundamentals</p> <p>This eLearning course provides information on how VMware Horizon® Cloud Service™ helps IT meet the expectations of today's mobile workforce. This course explains the architecture, features, benefits, and functionality of the two service offerings of Horizon Cloud: VMware Horizon® Cloud Service™ with Hosted Infrastructure and VMware Horizon® Cloud Service™ with On-Premises Infrastructure. This course also demonstrates how to install an agent and create a desktop image.</p> <p>Duration: 2.0 Hours</p> <p>View Details</p>	<p>eLearning</p>

App Volumes/User Environment Manager Learning Path

Course	Format
1. Fundamentals	
App Volumes Fundamentals Duration: 2.5 Hours View Details	eLearning
VMware User Environment Manager Fundamentals [V9] Welcome to the “User Environment Manager Fundamentals” course. This course provides an overview to UEM, its components, features, and benefits. The course also explains the UEM installation and configuration process and the features available in the UEM Management Console. Duration: 1.0 Hours View Details	eLearning
2. Professional: Complete any 1	
App Volumes: Application and User Profile Management [V2.X] This three-day course builds your skills in application management using VMware App Volumes™ and VMware User Environment Manager™. You will learn how to use App Volumes to deliver applications and data to desktops and users in seconds and at scale. You will gain skills in managing application lifecycles from installation to update and replacement. You will also learn how to use User Environment Manager to provide personalization and dynamic policy configuration across virtual, physical, and cloud-based environments to simplify end-user profile management. Product Alignment• App Volumes 2.10• User Environment Manager 8.7 Duration: 3 Days View Details	Classroom Live Online Onsite

VMware Education

Desktop and Application Virtualization/Mobility

Horizon 7: Install, Configure, Manage plus App Volumes Fast Track [V7]

This intensive five-day, extended-hours course gives you the skills to deliver virtual desktops and applications through a single virtual desktop infrastructure platform. This course builds your skills in installing, configuring, and managing VMware Horizon® 7 through a combination of lecture and hands-on labs. You will learn how to configure and deploy pools of virtual machines and how to manage access and security of the machines. You will also gain skills in application management using VMware App Volumes™ and VMware User Environment Manager™. You will learn how to use App Volumes to deliver applications and data to desktops and users in seconds and at scale, managing application lifecycles from installation to update and replacement. You will also learn how to use User Environment Manager to provide personalization and dynamic policy configuration across virtual, physical, and cloud-based environments to simplify end-user profile management. Product Alignment • VMware Horizon 7 • App Volumes 2.10 • User Environment Manager 8.7 • vSphere 6 • ESXi 6 • vCenter 6 • Virtual SAN 6.2
Duration: 5 Days

[View Details](#)



Classroom
Live Online
Onsite

Workspace ONE Learning Path

Course	Format
1. Fundamentals	
VMware Workspace ONE Fundamentals This course introduces the VMware Workspace ONE portfolio, including its essential features and benefits. Duration: 1.5 Hours View Details	eLearning
2. Professional: Complete any 1	
Workspace ONE: Deploy and Manage [V9.x] In this five-day course, you will configure and secure unified endpoint activation, registration, and authentication. You will learn how to integrate industry-recognized enterprise technologies with VMware Workspace™ ONE™. Through a combination of hands-on labs, simulations, and interactive lectures, you will learn how to configure and manage the endpoint lifecycle. The principles of enterprise mobility, unified endpoint, and identity management are addressed throughout the course. You will leave the training empowered with the foundational skills and knowledge needed to effectively implement Workspace ONE. Product Alignment • Workspace ONE • Workspace ONE UEM® • Workspace ONE Identity Manager • VMware Boxer™ • VMware AirWatch® Content Locker™ Duration: 5 Days View Details	Classroom Live Online Onsite

VMware Education

Desktop and Application Virtualization/Mobility



VMware Workspace ONE: Extending your AirWatch Deployment to the Digital Workspace

This two-day course focuses on the basic skills that you need to effectively incorporate Workspace ONE Identity Manager™ with your existing software-as-a-service implementation of Workspace ONE UEM (VMware AirWatch®). The course includes a hands-on component in which you will configure Workspace ONE Identity Manager to sync with Active Directory and Workspace ONE UEM. You will gain the necessary skills to effectively manage the digital workspace, enable SSO for web apps and enable conditional access. Students should bring their own devices to class to complete the lab exercises. Anyone using an iOS device should ensure they are running iOS 10+ for optimal performance. Product Alignment • Workspace ONE • Workspace ONE UEM® • Workspace ONE Identity Manager
Duration: 2 Days

[View Details](#)

Classroom
Live Online
Onsite

AirWatch Learning Path

Course	Format
1. Fundamentals	
Airwatch Fundamentals This course is an introductory product training that presents the basic architecture and demonstrates the features that deliver on the most common use cases. Duration: 1.5 Hours View Details	eLearning
VMware AirWatch: Configure and Manage Duration: 2 Days View Details	Classroom Live Online Onsite On Demand
VMware AirWatch: Software Development Kit (SDK) Fundamentals This course focuses on the skills you need to effectively implement the VMware AirWatch® Software Development Kit™ for internal application development. Learn how to build advanced mobile application management features into internal applications. Duration: 1.5 Hours View Details	eLearning
2. Professional: Complete any 1	
VMware AirWatch: Configure and Deploy Integrated Solutions Duration: 2 Days View Details	Classroom Live Online Onsite On Demand

VMware Education

Desktop and Application Virtualization/Mobility



VMware AirWatch: Bootcamp

This four-day boot camp is a combination of the VMware AirWatch: Configure and Manage and the VMware AirWatch: Configure and Deploy Integrated Solutions courses. These courses take you from learning the foundational skills needed to configure and manage your VMware AirWatch® environment to advanced operations on the VMware AirWatch platform. You will learn how to enable containerized applications, deploy and manage corporate email, and integrate VMware AirWatch with your enterprise resources. Students should bring their own devices to class to complete the lab exercises. Anyone using an iOS device should ensure they are running iOS 10+ for optimal performance. Product Alignment • VMware AirWatch® Enterprise Mobility Management™
Duration: 4 Days

[View Details](#)

Classroom
Live Online
Onsite

3. Advanced: Complete all in the order listed below

VMware AirWatch: Install and Deploy On Premise Solutions

Duration: 1 Day

[View Details](#)

Classroom
Onsite
On Demand

Identity Manager Learning Path

Course	Format
1. Fundamentals	
VMware Identity Manager Fundamentals [V2.6] <p>This course provides an overview of VMware Identity Manager™ and explains how it helps IT administrators and end users in business mobility and application security. This course also explains the different solutions that can be integrated with Identity Manager, providing application provisioning, self-service catalog, conditional access controls and Single Sign-On (SSO) for SaaS, web, cloud and native mobile applications. In addition, it demonstrates how to deploy and administer Identity Manager. Duration: 1.5 Hours</p> View Details	eLearning
2. Professional: Complete any 1	
VMware Workspace ONE: Extending your AirWatch Deployment to the Digital Workspace <p>This two-day course focuses on the basic skills that you need to effectively incorporate Workspace ONE Identity Manager™ with your existing software-as-a-service implementation of Workspace ONE UEM (VMware AirWatch®). The course includes a hands-on component in which you will configure Workspace ONE Identity Manager to sync with Active Directory and Workspace ONE UEM. You will gain the necessary skills to effectively manage the digital workspace, enable SSO for web apps and enable conditional access. Students should bring their own devices to class to complete the lab exercises. Anyone using an iOS device should ensure they are running iOS 10+ for optimal performance. Product Alignment • Workspace ONE • Workspace ONE UEM® • Workspace ONE Identity Manager Duration: 2 Days</p> View Details	Classroom Live Online Onsite

vRealize Operations for Horizon Learning Path

Course	Format
1. Fundamentals	
<p>vRealize Operations for Horizon Fundamentals</p> <p>The VMware vRealize Operations for Horizon eLearning course gives an overview of the new features in vRealize Operations for Horizon and provides visibility into the health, performance, and efficiency of virtual desktops and application environments. The course highlights the key features of vRealize Operations for Horizon and its components, outlines the pre-requisites for installing vRealize Operations for Horizon, and describes the installation and configuration process. The course also provides details on various user interface elements and how they are used to investigate and troubleshoot potential issues in the vSphere environment.</p> <p>Duration: 2.5 Hours</p> <p>View Details</p>	<p>eLearning</p>

VMware Education

Desktop and Application Virtualization/Mobility

Mirage Learning Path

Course	Format
1. Fundamentals	
<p>Mirage Fundamentals [V5.X]</p> <p>This free eLearning course on VMware Mirage [V5.X] will provide you with a fundamental understanding of VMware Mirage, including the business challenges that this product intends to solve. The course will start by providing an overview of the key concepts of VMware Mirage, its components and architecture, and the installation and configuration process. We'll then take a journey through the various administrator and end user tasks that can be performed in VMware Mirage. Finally, we'll help you relate to the business scenarios in which VMware Mirage can be deployed.</p> <p>Duration: 3.5 Hours</p> <p>View Details</p>	<p>eLearning</p>
2. Professional: Complete any 1	
<p>Mirage: Install, Configure, Manage [V5.0]</p> <p>This hands-on training course provides students with skills that they need to deploy a unified image management system using VMware Mirage™. After installing Mirage 5.0, students learn how to configure security, manage images, perform a Windows migration, set up endpoint protection, and perform various management functions. This course is also available in an On Demand format. For more information, select this link: VMware Mirage: Install, Configure, Manage [V5.0] - On Demand.</p> <p>Duration: 3 Days</p> <p>View Details</p>	<p>Classroom Live Online Onsite</p>

VMware Education

Desktop and Application Virtualization/Mobility

ThinApp Learning Path

Course	Format
1. Fundamentals	
ThinApp Fundamentals [V5.X] Duration: 1.5 Hours View Details	eLearning
2. Professional: Complete any 1	
Application Virtualization with VMware ThinApp [V5] Duration: 1 Day View Details	Classroom Live Online Onsite

VMware Education

Desktop and Application Virtualization/Mobility

Horizon FLEX Learning Path

Course	Format
1. Fundamentals	
<p>Horizon FLEX Fundamentals [V1.6]</p> <p>This eLearning course on Horizon FLEX Fundamentals provides an overview of VMware Horizon® FLEX™ and explains how it helps IT administrators maintain security and compliance with centrally managed, containerized desktops. The course also explains the architecture of Horizon FLEX and provides a fundamental understanding of the installation and deployment processes.</p> <p>Duration: 2.0 Hours</p> <p>View Details</p>	<p>eLearning</p>